


# 3M™ Boardmount Socket

2 mm and 2 mm x 2 mm Straight, Solder Tail

950 Series



- Optimizes use of PC board space
- High temperature dielectric
- “No lead” wave and reflow solder compatible
- Single- and dual row design, 2–40 pins or 4–80 pins
- Minimized PC Board stacking heights
- Mates with pin-strip header products
- See the Regulatory Information Appendix (RIA) in the “RoHS compliance” section of [www.3M.com/interconnects](http://www.3M.com/interconnects) for compliance information

Date Modified: April 24, 2012

TS-2155-D  
Sheet 1 of 2

## Physical

### Insulation

Material: High Temperature Thermoplastic  
Flammability: UL 94V-0  
Color: Black

### Contact

Material: Copper Alloy

### Plating

Underplating: 1.25–2.5  $\mu\text{m}$  [100  $\mu''$ ] Nickel  
Wiping Area: 0.25  $\mu\text{m}$  [10  $\mu''$ ] Gold  
Solder Tail Area: 1–3  $\mu\text{m}$  [40–118  $\mu''$ ] Matte Tin

## Electrical

**Current Rating:** 1 A  
**Insulation Resistance:**  $> 5 \times 10^8$  Ohm at 100 V<sub>DC</sub>  
**Withstanding Voltage:** 1000 V<sub>DC</sub>  
**Transition Resistance:**  $\leq 20$  mOhm

## Environmental

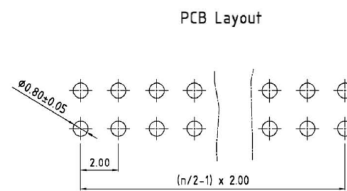
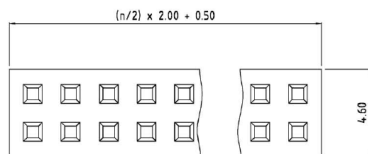
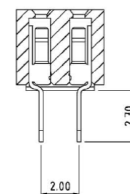
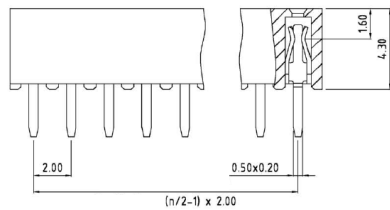
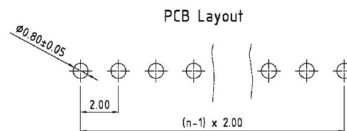
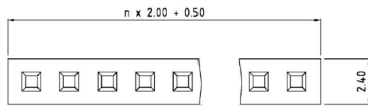
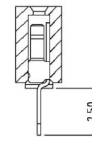
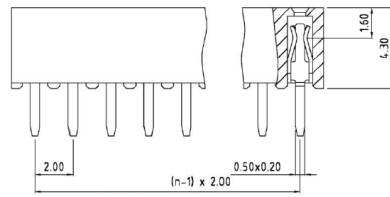
**Temperature Range:** -25 °C to +105 °C  
**Processing Temperature:** max. 260 °C (Profile per J-STD-020C)  
**Moisture Sensitivity Level:** 1 (per J-STD-020C)

UL File No.: E68080

# 3M™ Boardmount Socket

2 mm and 2 mm x 2 mm Straight, Solder Tail

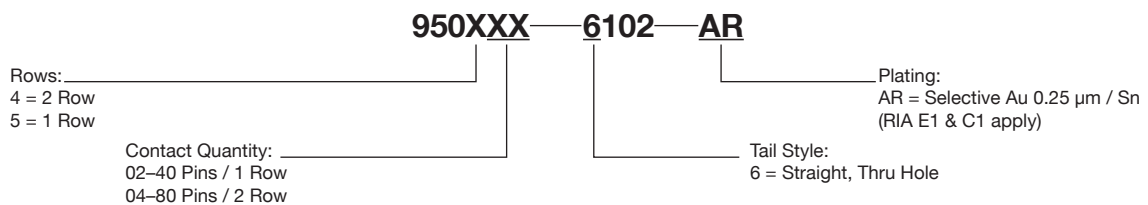
950 Series



n = No. of Contacts

Tolerance Unless Noted [mm]				
<b>Nominal Size</b>	0.5-3	3-6	6-30	30-120
<b>Linear Dim</b>	+/- 0.1	+/- 0.1	+/- 0.2	+/- 0.3
<b>Radii</b>	+/- 0.2	+/- 0.5	+/- 1	+/- 1

## Ordering Information



TS-2155-D  
Sheet 2 of 2

### Important Notice

All statements, technical information, and recommendations related to 3M's products are based on information believed to be reliable, but the accuracy or completeness is not guaranteed. Before using this product, you must evaluate it and determine if it is suitable for your intended application. You assume all risks and liability associated with such use. Any statements related to the product which are not contained in 3M's current publications, or any contrary statements contained on your purchase order shall have no force or effect unless expressly agreed upon, in writing, by an authorized officer of 3M.

### Warranty; Limited Remedy; Limited Liability.

This product will be free from defects in material and manufacture for a period of 90 days from the time of purchase. **3M MAKES NO OTHER WARRANTIES INCLUDING, BUT NOT LIMITED TO, ANY IMPLIED WARRANTY OF MERCHANTABILITY OR FITNESS FOR A PARTICULAR PURPOSE.** If this product is defective within the warranty period stated above, your exclusive remedy shall be, at 3M's option, to replace or repair the 3M product or refund the purchase price of the 3M product. **Except where prohibited by law, 3M will not be liable for any indirect, special, incidental or consequential loss or damage arising from this 3M product, regardless of the legal theory asserted.**



### 3M Electronics Solutions Division

6801 River Place Blvd.  
Austin, TX 78726-9000  
U.S.A.  
1-800-225-5373  
[www.3m.com/interconnects](http://www.3m.com/interconnects)

Please recycle. Printed in USA.  
© 3M 2008. All rights reserved.  
RIA-2217A-E

3M is a trademark of 3M Company.